


35W DALI + PUSH+NFC Dimming power supply



Features

- Class I, Non-Isolated design, built-in
- Input Voltage 220-240VAC
- Protections: SCP/OLP/OVP/OTP
- Power Factor 0.95
- Efficiency : 90%
- Adjustable Output Current with NFC
- Support DALI-2, Push Dimming
- 5 years warranty

Applications

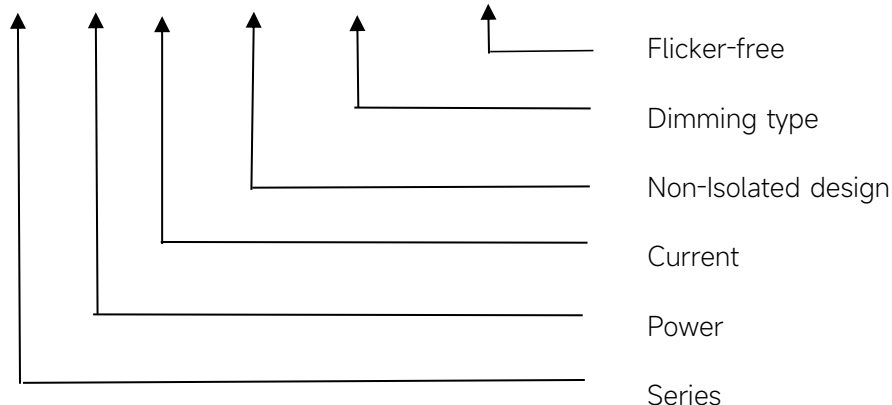
- Linear light

◆ Description

FMS-35-350 N-S DALI-2 LN is a 35W constant current LED driver that operates from 198-264Vac input with 80 to 350mA output current and a forward voltage range from 50 to 220Vdc. The output current is adjustable by NFC. With it's compact dimensions from 280 x 30 x 21 mm it is easy to integrate in linear light products. To ensure trouble-free operation, protection is provided against output short circuit and over Load.

◆ Model code

FMS-35-350 N-S DALI-2 LN



◆ Specification

Output	Constant Current	80-350mA
	Voltage Range	50-220VDC
	Unload voltage Max.	<250V RMS
	Current Accuracy	±5%
	Output HF current ripple(≥1KHz)	±15%
	Output LF current ripple(≤120Hz)	±3%
	SVM	≤0.01@Full Load
	P _{st}	≤0.05@Full Load
	Efficiency(Typ.)	90%
Input	Rated input voltage	220-240VAC
	Range of input voltage	198-264VAC
	Rated input voltage(DC)	198-280VDC
	Frequency(Hz)	0/50/60 Hz
	Displacement factor	≥0.9
	Power Factor	>0.95
	Input Current	0.23A max.
	Start-up time	< 0.5S
	No Load Power	≤0.5W
	Standby Power	≤0.5W
	Network standby power	≤0.5W
	THD (Typ.)	10%
Dimming	Dimming	YES
	Dimming mode	DALI-2 (IEC 62386-101,102,207) & Push
	Dimming depth	1%
	Dimming current range	1 ~100%
Protection	Over Load Protection	103-120% YES/Latch off
	Over Voltage Protection	<250V RMS YES/Latch off
	Short circuit Protection	YES/Latch off
	Over Temperature Protection	YES/Auto Resume
Environment	Operating Temperature	-25°C~+60°C
	Humidity	20%-90%RH
	Tc	75°C
	Storage Temperature	-25°C~+60°C
	Lifetime	>50000h,@Tc=75°C
Surface	Dimension	280 x 30 x 21(LXWXH)mm

standards	EN 61347-1; EN61347-2-13; EN62384; EN55015; EN61000-3-2 ; EN61000-3-3; EN 61547;	
Others	ErP	EU 2019/2020
	RoHS	RoHS (2011/65/EU) (EU)2015/863
Note	<p>1.All parameters NOT specially mentioned are measured at 230VAC input , full load and 25°C of ambient temperature.</p> <p>2.Ripple & Noise are measured at 20MHz of bandwidth by using a 300mm twisted pair-wire terminated with a 0.1uF & 47 uF parallel capacitor.</p> <p>3.The DC input for this product is only used for emergency lighting and applies to functional and safety requirements, EMC is not considered.</p>	

◆ Parameter

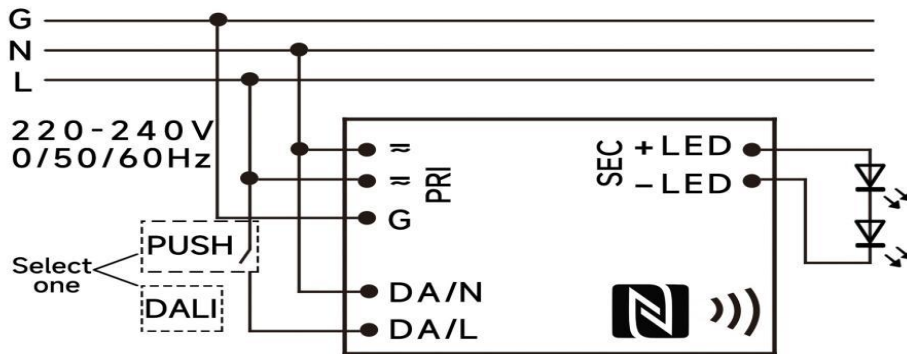
Number	Output			
	Current (mA)	Voltage (VDC)	Voltage No load (VDC)	Power (W)
*1	80mA	50-220VDC	250	17.6
2
3	159mA	50-220VDC	250	34.98
4
5	350mA	50-100VDC	250	35

* Factory default

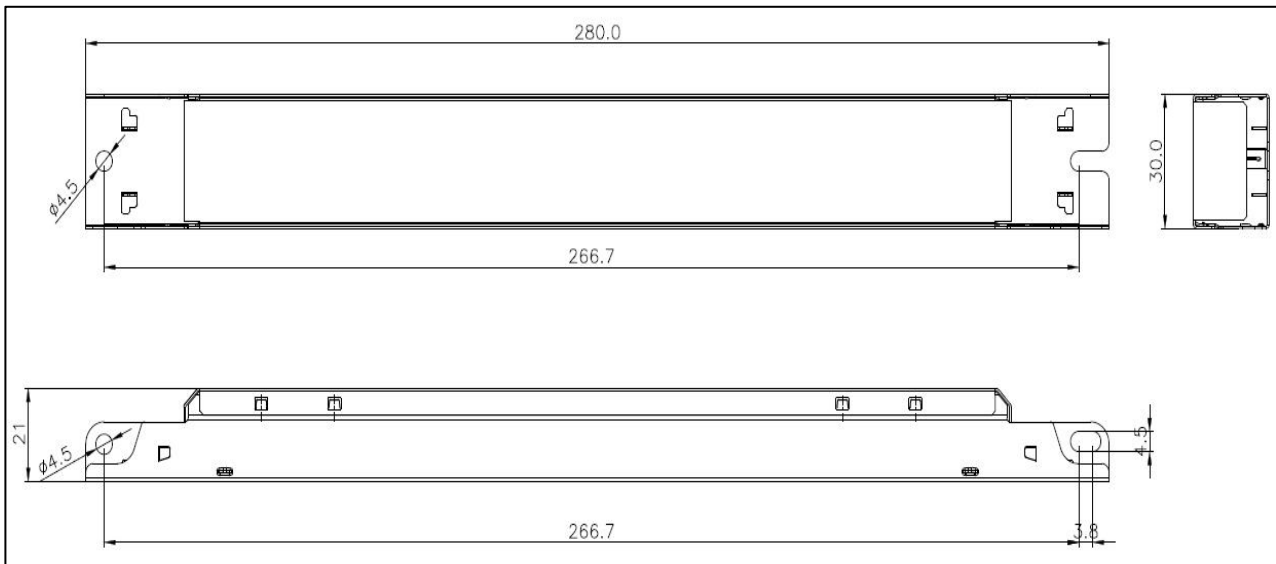
◆ Circuit Breaker

I _{peak}	T _{width}	B10	B16	B20	C10	C16	C20
18A	216μs	6pcs	11pcs	13pcs	11pcs	18pcs	23pcs

◆ Wiring diagram



◆ 2D diagram

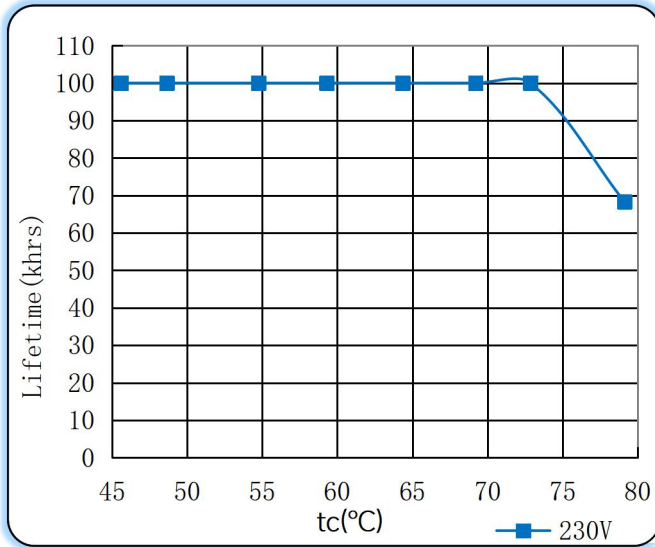


◆ Wiring & Connections

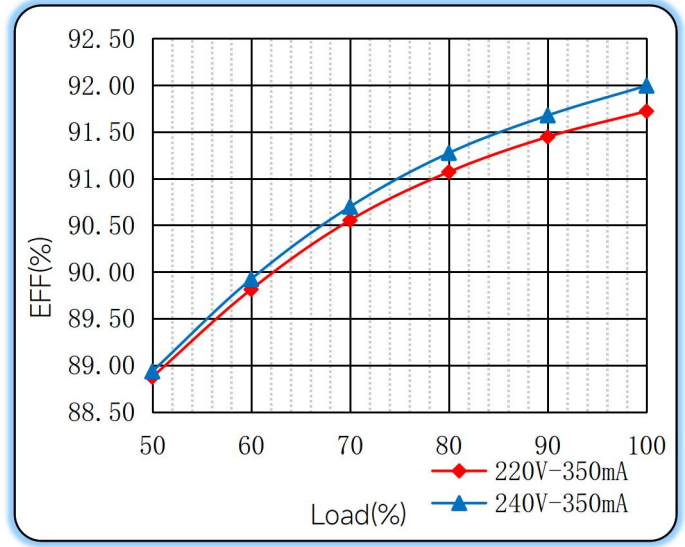
Specification item		Value (Unit)
Input	Input wire cross-section	0.5...1.5 mm ²
	Input wire gauge.	16...20 AWG
	Input wire strip length	7...9mm
Output	Output wire cross-section	0.5...1.5 mm ²
	Output wire gauge.	16...20 AWG
	Output wire strip length	7...9mm

◆ Curve for FMS-35-350 N-S DALI-2 LN, $I_o=350mA$

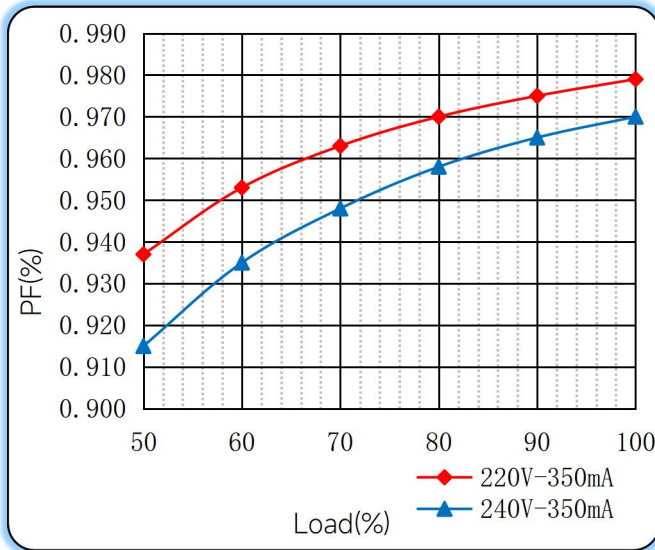
Lifetime vs. Temperature Curve



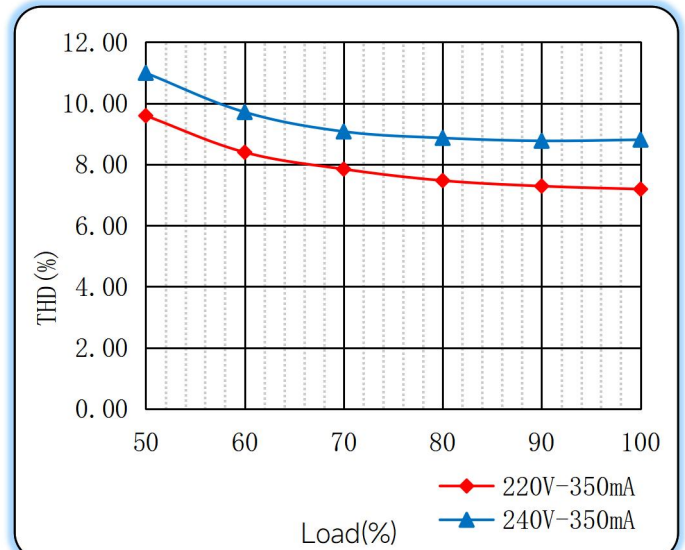
Efficiency vs. Load



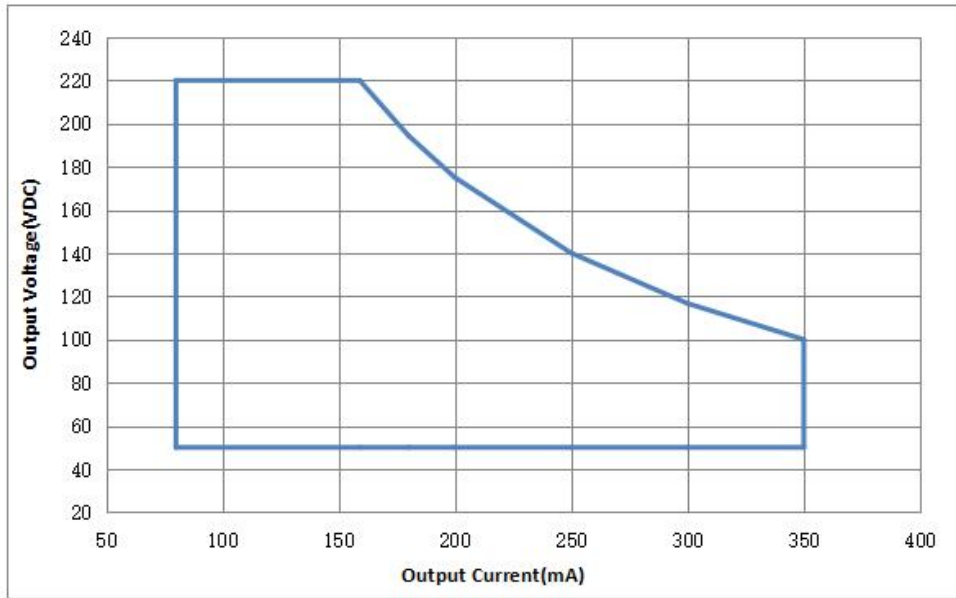
Power Factor Characteristics



THD vs. Load



◆ **Operating window**



— Operating window 100%

◆ **Revision Updates**

ITEM	BEFORE	AFTER	VERSION	DATE
Initial			A	2022/05/15

Tel: +86-0757-86256822, +86-0757-86256831

E-mail: sales@eaglerise.com

Website : <https://lighting.eaglerise.com>



EAGLERISE



Manual