

## 150W DALI + PUSH+NFC Dimming power supply



■ Approve



### Features

- Class I, Non-Isolated design, built-in
- Input Voltage 220-240VAC
- Protections: SCP/OLP/OVP/OTP
- Power Factor : 0.95
- Efficiency : 95%
- Adjustable Output Current with NFC
- Support DALI-2, Push Dimming
- 5 years warranty

### Applications

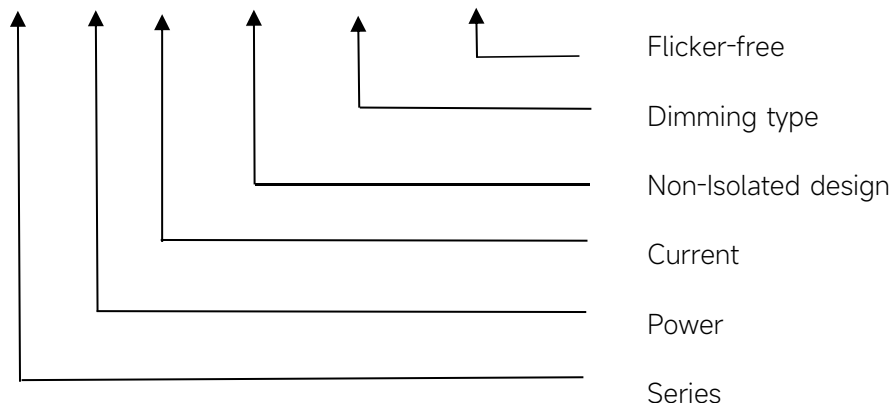
- Linear light

### ◆ Description

FMS-150-800 N-S DALI-2 LN is a 150W constant current LED driver that operates from 198-264Vac input with 200 to 800mA output current and a forward voltage range from 64 to 300Vdc. The output current is adjustable by NFC. With it's compact dimensions from 360x30x21mm it is easy to integrate in linear light products. To ensure trouble-free operation, protection is provided against output short circuit and over Load.

### ◆ Model code

FMS-150-800 N-S DALI-2 LN



## ◆ Specification

Output	Constant Current	200-800mA
	Voltage Range	64-300VDC
	Unload voltage Max.	<350V RMS
	Current Accuracy	±5%
	Output HF current ripple(≥1KHz)	±15%
	Output LF current ripple(≤120Hz)	±3%
	SVM	≤0.01@Full Load
	P <sub>st</sub>	≤0.05@Full Load
	Efficiency(Typ.)	95%
Input	Rated input voltage	220-240VAC
	Range of input voltage	198-264VAC
	Rated input voltage(DC)	198-280VDC
	Frequency(Hz)	0/50/60 Hz
	Displacement factor	≥0.9
	Power Factor	>0.95
	Input Current	0.85A max.
	Start-up time	< 0.5S
	No Load Power	≤0.5W
	Standby Power	≤0.5W
	Network standby power	≤0.5W
	THD (Typ.)	10%
Dimming	Dimming	YES
	Dimming mode	DALI-2 (IEC 62386-101,102,207) & Push Dimming (Corridor Function)
	Dimming depth	1.5%
	Dimming current range	1.5%-100%
Protection	Over Load Protection	103-120% YES/Latch off
	Over Voltage Protection	<350V RMS YES/Latch off
	Short circuit Protection	YES/Latch off
	Over Temperature Protection	YES/Auto Resume
Environment	Operating Temperature	-25°C~+60°C
	Humidity	20%-90%RH
	T <sub>c</sub>	85°C
	Storage Temperature	-25°C~+60°C
	Lifetime	>50000h,@T <sub>c</sub> =85°C, >100000h,@T <sub>c</sub> =75°C
Surface	Dimension	360x30x21(LXWXH)mm

standards	EN 61347-1; EN61347-2-13; EN62384; EN55015; EN61000-3-2 ; EN61000-3-3; EN 61547;	
Others	ErP	EU 2019/2020
	RoHS	RoHS (2011/65/EU) (EU)2015/863
Note	<p>1.All parameters NOT specially mentioned are measured at 230VAC input , full load and 25°C of ambient temperature.</p> <p>2.Ripple &amp; Noise are measured at 20MHz of bandwidth by using a 300mm twisted pair-wire terminated with a 0.1uF &amp; 47 uF parallel capacitor.</p> <p>3.The DC input for this product is only used for emergency lighting and applies to functional and safety requirements, EMC is not considered.</p>	

## ◆ Parameter

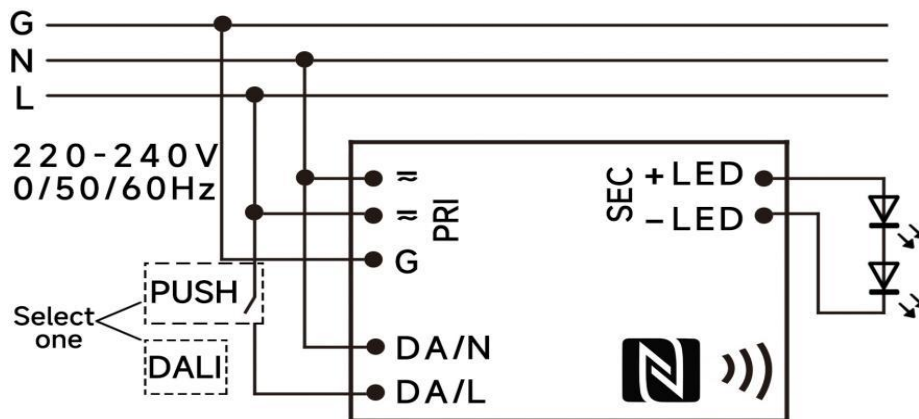
Number	Output			
	Current (mA)	Voltage (VDC)	Voltage No load (VDC)	Power (W)
*1	200mA	64-300VDC	350	60
2	...	...	...	...
3	400mA	64-300VDC	350	120
4	...	...	...	...
5	800mA	64-187.5VDC	350	150

\* Factory default


## ◆ Circuit Breaker

I <sub>peak</sub>	T <sub>width</sub>	B10	B16	B20	C10	C16	C20
41.8A	304μs	6pcs	10pcs	12pcs	10pcs	16pcs	20pcs

## ◆ Wiring diagram



## ◆ 2D diagram

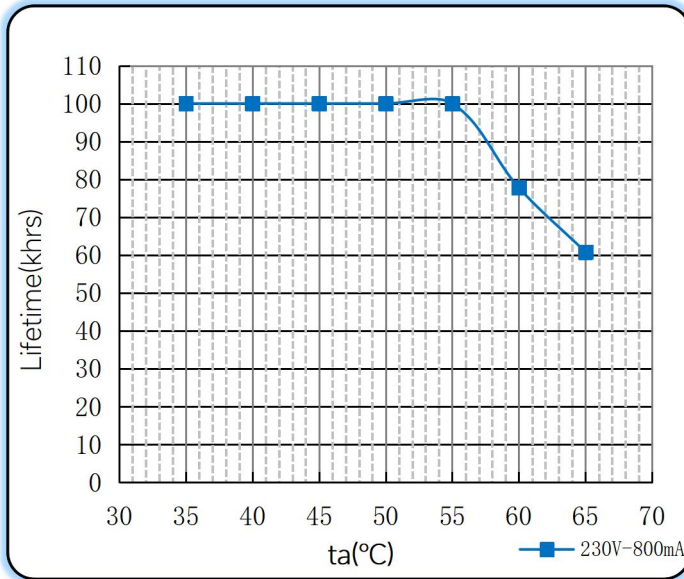


## ◆ Wiring & Connections

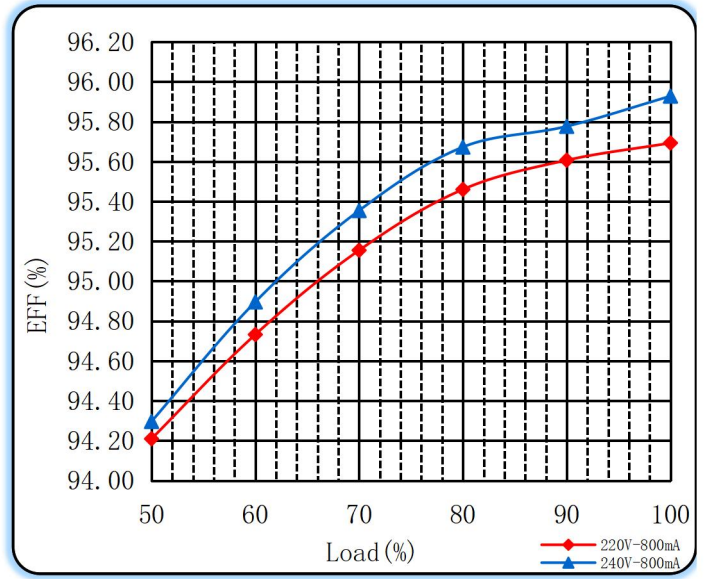
Specification item		Value (Unit )
Input	Input wire cross-section	0.5...1.5 mm <sup>2</sup>
	Input wire gauge.	16...20 AWG
	Input wire strip length	7...9mm
Output	Output wire cross-section	0.5...1.5 mm <sup>2</sup>
	Output wire gauge.	16...20 AWG
	Output wire strip length	7...9mm

## ◆ Curve for FMS-150-800 N-S DALI-2 LN, $I_o=800mA$

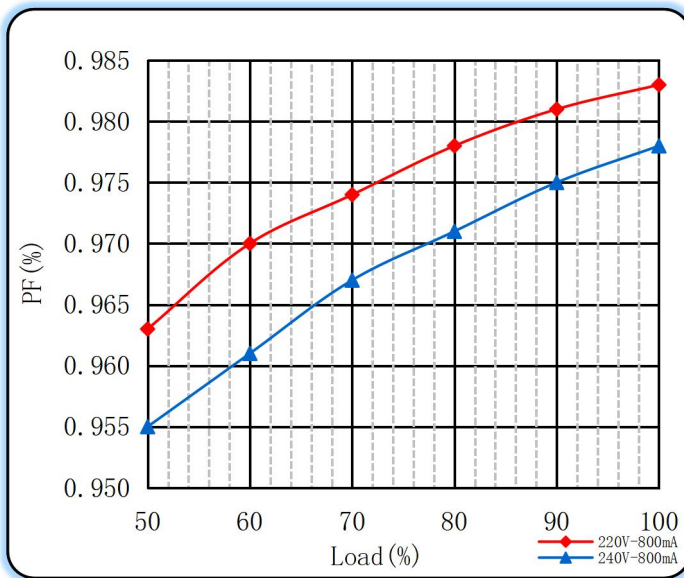
### Lifetime vs. Temperature Curve



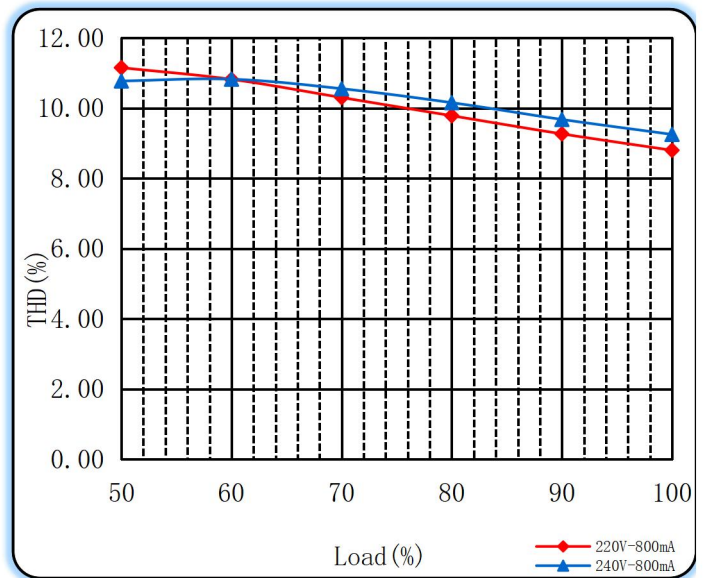
### Efficiency vs. Load



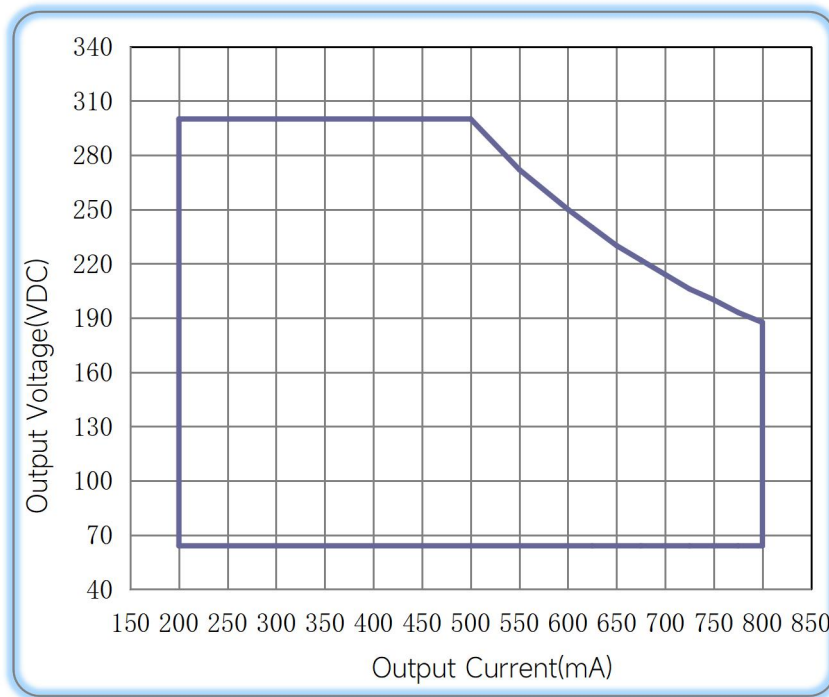
### Power Factor Characteristics



### THD vs. Load



◆ **Operating window**



— Operating window 100%

◆ **Revision Updates**

ITEM	BEFORE	AFTER	VERSION	DATE
Initial			A	2022/05/15

Tel: +86-0757-86256822, +86-0757-86256831

E-mail: sales@eaglerise.com

Website : <https://lighting.eaglerise.com>



EAGLERISE



Manual